

BUYERS GUIDE

INTERACTIVE FLAT PANEL DISPLAYS

2022



CONTENTS

Getting started: Find an expert to help you	3
How can interactive technology simplify your life?	4 / 5
Does an IFPD fit your needs?	6
Finding the perfect display size	7
Let's get customized	8
A more intuitive experience	9
Natural writing experience	10
Built-in tools	11
Sharing is winning	12
Apps and tools	13
Trusted large display brand?	14
What you need to know about support	15
Putting it all together	16





GETTING STARTED: FIND AN EXPERT TO HELP YOU

Finding the right IFPD can be a daunting task and we're here to help. Optoma's Creative Touch interactive flat panel displays have everything you'll need and we'll help you find exactly what you need.

Visit our IFPD webpage and even schedule a demo or speak to an expert at:

www.optomausa.com/interactive-flat-panel-displays

HOW CAN INTERACTIVE TECHNOLOGY SIMPLIFY YOUR LIFE?

Interactive flat panel displays (IFPDs) are being widely implemented in today's HyFlex and traditional classrooms, training rooms and more.

IFPDs are quickly replacing other interactive technologies, such as interactive whiteboards (IWBs) and older TVs or screens.

This guide gives you a checklist of what to look out for when you are upgrading your classroom or meeting room technology.



HOW CAN INTERACTIVE TECHNOLOGY SIMPLIFY YOUR LIFE?

Interactive flat panel displays (IFPDs) are essentially giant touch-screen monitors or tablets. They are designed to be flexible and multi-use, conforming to the needs of practically any classroom or meeting room environment, whether you’re looking for a large interactive tablet or something much more collaborative.

Interactive whiteboard (IWB) technology is fast becoming a legacy technology due to a limited number of simultaneous touch-points available, inferior resolutions and connectivity options. There are many reasons to choose an IFPD over IWB technology including the overall experience and total cost of ownership.

An IFPD should be reliable, robust, easy to use and include tools to fit your specific needs. Some key features to look out for:

- 7H Mohs toughened glass
- Anti-fingerprint / anti-glare
- Lower failure rates
- 50,000 hours+ lifetime
- Multiple extended warranty options

FEATURES	INTERACTIVE WHITEBOARD	INTERACTIVE FLAT PANEL DISPLAY (IFPD)
BRIGHTNESS	Brightness decreases over time	50,000 hours panel life with no decrease in brightness
RESOLUTION	Usually no higher than 1080p (1920 x 1080p)	4K UHD
CLEANING	Regular cleaning required to maintain the expected life of the projector	Only light cleaning required
CONNECTIVITY	Usually limited to 1 or 2 inputs	Multiple inputs HDMI / USB / Ethernet / Audio
POINTS OF TOUCH	Up to 8 points of touch	Up to 20 points of touch
SHADOW	All projectors can cast a shadow	None
LAMP LIFE	Estimated 6500 hours per lamp <small>*Up to an estimated 20,000 hours with some laser models.</small>	Estimated 50,000 hours panel life

DOES AN IFPD FIT YOUR NEEDS?

When deciding if an IFPD is the right solution, be mindful of things like budget, how big or small the space is and what screen size may be needed, and even how you plan on using it.

- What apps or software are important to you?
- Will you be connecting an external PC and need touch capabilities with that external device?
- What is the maximum viewing distance required?

These are just a few key items, but it's great to build a list so you know exactly what's important to you.



FINDING THE PERFECT DISPLAY SIZE

IFPDs come in different sizes, so a good idea is to start with the room sizes and select a display size appropriate to the space. Keeping in mind the intended use of the displays and expected content, think about the maximum comfortable viewing distance for the particular room's layout and go from there.

Popular display sizes are 65", 75", and 86" and are suitable for use in small meeting rooms or huddle spaces, conference rooms, training rooms, classrooms and everything in between.

Don't forget to ask for the help of an expert to guide you through the process. They take into account things like room size and viewing distance, application and expected content to ensure you find the size that fits best.




LET'S GET CUSTOMIZED

Some things are best experienced when tailored for you, and that's no different when choosing an IFPD setup. Don't forget to customize and accessorize accordingly.

Understand the basics when it comes to connectivity. This could mean everything from HDMI, USB options, LAN or even optional Wi-Fi modules, and don't forget any cables you might need, if not included.



And finally, here are some great ways to accessorize and setup your IFPD:

- Slot-in PCs or Mini-PCs
- Wall mounts and mobile stands
- Webcams or conferencing cameras



A MORE INTUITIVE EXPERIENCE

Not all IFPDs are created equal. It's best to find an IFPD that has been thoughtfully designed for an easy-to-use and intuitive user experience. Look for displays with native 4K UHD screen resolution and a smooth writing experience, as well as automatic 'over-the-air' (OTA) updates that help keep your display up-to-date with the latest firmware. A quick-draw pen gives presenters a simple 'grab-and-write' whiteboard experience without having to search for an app.





NATURAL WRITING EXPERIENCE

IFPDs with low response times (8ms should be your standard) and smaller air gaps create a more natural writing experience, just like writing on a whiteboard or when taking pen to paper. Dual-tip and dual-color stylus options also allow users to choose their desired pen color and pen-tip width for writing, drawing or even markup.

BUILT-IN TOOLS

Get the best value by finding the most useful built-in tools included with your IFPD. These popular and important tools should definitely make your list:

- Collaboration tools (such as screen sharing and voting)
- Recording (audio as well as the screen)
- Robust file manager with cloud drive integration
- Whiteboard and annotation tools
- TÜV Rheinland-certified low blue light and flicker-free
- Ambient light sensor for auto-dimming
- Multiple security features (screen lock, cloud drive PIN, USB-port disable)
- Android OS (for features such as dual-app mode to run two apps side-by-side)
- Web browser




SHARING IS WINNING

Whether you are planning to use your IFPD in a classroom setting or a boardroom, being able to quickly share your screen from a separate device (or have multiple devices connected and sharing at the same time) comes in very handy.

You'll definitely want your IFPD to allow multiple devices to connect and share simultaneously and to have control of which devices can connect, share, or even control the display. With the right IFPD, even casting a video or presentation can be painless.

Things to consider:



- How many devices can be connected simultaneously?
- What about 2-way sharing?
- Can the teacher control or set specific permissions?



APPS AND TOOLS

We all have our favorite apps or even software we like using. Make sure that your IFPD has an app store with popular choices, such as video-conferencing apps (like Zoom and Cisco Webex), BBC News, Khan Academy, etc.

Additionally, some IFPDs come bundled with highly valuable collaborative software for your connected PC (such as Reactiv SUITE™) for a seamless and exciting experience right out of the box.



TRUSTED LARGE DISPLAY BRAND?

As with all technology, the lowest price isn't always best. Look for a brand that you can trust. Key things to consider are:

- Testimonials from peers
- Case studies
- Industry awards





WHAT YOU NEED TO KNOW ABOUT SUPPORT

Whether you're new to IFPDs or already a firm believer in how they can simplify and improve your in-room experience, sometimes things happen or just a little extra help comes in handy. Look out for a display that comes with:

- Flexible extended warranty options
- Free online tutorials
- Dedicated technical support

PUTTING IT ALL TOGETHER

There's a lot of ground to cover, so here's a checklist to simplify and bring it all together:

- Trusted brand in large display solutions
- Low failure rates and long lifetime
- Find the right size and pair it with the right accessories
- How intuitive and easy-to-use is it?
- Does it provide a natural look and feel?
- What kind of built-in tools and features are included?
- Sharing and casting – what does this look like?
- Extensive list of apps and tools with popular choices
- Are there various support options, just in case you need them?





[optomausa.com](https://www.optomausa.com)

Copyright © 2022, Optoma and its logo is a registered trademark of Optoma Corporation. All other product names and company names used herein are for identification purposes only and may be trademarks or registered trademarks of their respective owners. Errors and omissions excepted, all specifications are subject to change without notice. All images are for representation purposes only and may be simulated. 09/02/22 v4