







WXGA Laser Projector

ZW400

Optoma

Compact, lightweight and virtually maintenance free



-  4,000 ANSI lumens with 250,000:1 contrast ratio
-  4K UHD input with HDMI 2.0 (HDCP 2.2)
-  HDR10 and HLG compatible
-  DuraCore maintenance-free laser light source up to 30,000 hours
-  1.3x optical zoom and vertical keystone
-  24/7, 360° and portrait mode operation



Brighten any room with razor-sharp, 4,000 lumen, WXGA projection with the remarkable Optoma ZW400. A laser light source eliminates lamp and filter replacements for up to 30,000 hours of low-cost and virtually maintenance-free operation.

Compact size, low weight and quiet operation make it perfect for classrooms, meeting rooms, board rooms and digital signage. Vertical keystone, 360° and portrait mode operation enable flexible installations.

HDMI and VGA inputs provide connectivity to high-quality 4K HDR digital video or legacy analog video sources while LAN and RS-232 enable control via Crestron, Extron, AMX or Telnet. A 10W speaker provides rich audio for all-in-one applications.

CONNECTIVITY (May require optional accessories)



Computers



Smart Phones



Tablets



3D Blu-ray/DVD Players



Camcorders



Apple TV®



Chromecast™

WXGA Laser Projector - ZW400

OPTICAL/TECHNICAL SPECIFICATIONS

| | |
|---|---|
| Display Technology | Texas Instruments™ 0.65" WXGA DMD |
| Color Wheel | 4 segment RGBY |
| Native Resolution | WXGA (1280 x 800) |
| Maximum Input Resolution | HDMI 2.0: 4K UHD (3840 x 2160 @ 60Hz) 4K (4096 x 2160, 60Hz) HDMI 1.4: WUXGA (1920 x 1200) |
| Brightness | 4,000 ANSI lumens |
| Contrast Ratio | 250,000:1 (Extreme Black enabled) 1,800:1 full on/full off |
| Displayable Colors | 1.07 billion |
| Lamp Life* | Up to 30,000 hrs (Eco), 20,000 hrs (Normal) |
| Light Source Type* | Laser |
| Projection Method | 360°, front, rear, ceiling mount, table top 360°: auto dims to 60%±5% in 195° - 345° orientation Portrait: auto dims to 90%±5% |
| Keystone Correction | ±30° vertical |
| Geometry | Vertical keystone |
| Uniformity | 75% |
| Offset | 113% |
| Aspect Ratio | 16:10 (native), 16:9, 4:3, LBX, auto compatible |
| Throw Ratio | 1.19-1.54:1±5% |
| Projection Distance | 3' - 32.6' (without zoom) |
| Image Size | 19.7" - 315.8" |
| Projection Lens | f=16.90~21.60mm, F=2.43~2.78mm |
| Optical Zoom | 1.3x |
| Digital Zoom | 0.8 - 2.0x |
| Audio | 10W |
| Noise Level | 32db |
| Remote Control | Full size remote with laser pointer |
| 360° and Portrait mode operation | Yes |
| Operating Temperature | 41~104°F (5~40°C), 85% max humidity |
| Power Supply | AC input 100~240V, 50~60Hz, auto-switching |
| Power Consumption | Bright: 219W typical, 252W max Eco: 162W typical, 186W max |
| High Altitude | Operating temperature at sea level up to 10,000 feet = 104° F (max); Must manually switch to high altitude mode from 5,000 feet and above (using OSD menu) to maintain optimal functionality. |

COMPATIBILITY SPECIFICATIONS

| | |
|----------------------------------|--|
| Computer Compatibility | VGA, SVGA, HDTV(720P), WXGA, WXGA+, SXGA, SXGA+, UXGA, HDTV(1080p), WXGA, 4K, 4K UHD |
| Video Input Compatibility | PAL, SECAM, 576i/p, NTSC, 480i/p, HDTV 720p/1080i/1080p 4K UHD 2160p (24/50/60 Hz), 4K |
| 3D Compatibility† | Supports all HDMI 1.4a mandatory 3D formats (Frame pack, side-by-side, top-bottom) and up converts frame rate from 60Hz to 120Hz or 24Hz to 144Hz (i.e. 60 or 72 frames per eye). 3D glasses are needed and sold separately. Refer to user manual for details. |
| Vertical Scan Rate | 24 ~ 85 Hz (120 Hz for 1080p 3D feature) |
| Horizontal Scan Rate | 15.375 ~ 91.146 KHz |
| User Controls | Graphic user interface and on-screen menu in 27 languages |
| I/O Connection Ports | 1x HDMI 2.0 (HDCP 2.2, MHL), 1x HDMI 1.4, 1x VGA, 1x audio in (3.5mm), 1x USB-A (power, 5V, 1.5A), 1x micro USB (service) |
| Control | 1x RJ-45, 1x RS-232C |

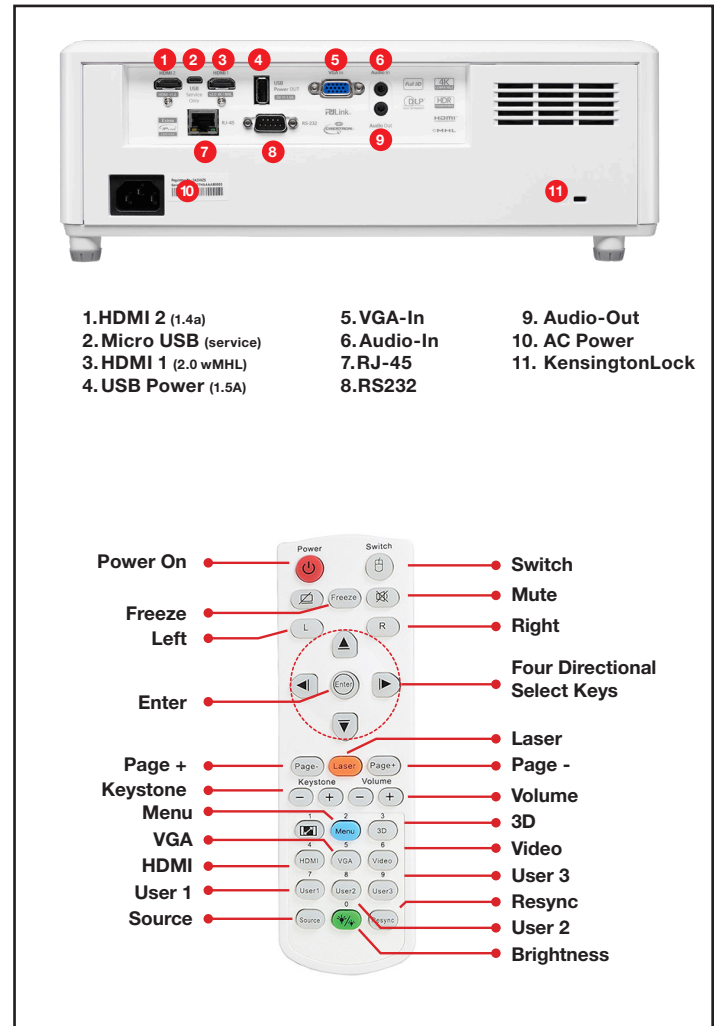
PHYSICAL SPECIFICATIONS

| | |
|-------------------------------|---------------------------------------|
| Security | Kensington® lock port, password (OSD) |
| Weight | 9.4 lbs |
| Dimensions (W x H x D) | 13.26" x 4.8" x 10.5" |

*Light source life is dependent on brightness mode, display mode, usage, environmental conditions and more. Light source brightness can decrease over time.

†Watching 3D projection while wearing 3D glasses for an extended period of time may cause headaches or fatigue. If you experience a headache, fatigue or dizziness, stop viewing the 3D projection and rest. 3D requires 1080p 3D content and 3D capable source device. 3D glasses are not included, must purchase compatible third party 3D DLP Link Glasses separately. RF 3D is NOT supported.

Portrait orientation must follow the recommended positions. Please consult the user manual for further information.



Warranty

1 Year parts and labor limited warranty on the projector, 5-year or 12,000 hour light source warranty (whichever comes first)

What's in the Box

ZW400, AC power cable, remote control, batteries, quick start user manual

Accessories

Universal Ceiling mount: OCM815W
Universal Ceiling mount: OCM818W-RU
Universal Ceiling mount: BM-5001U
Remote (replacement): BR-5080C
QuickCast Pro 4K HDMI starter kit: QCP-SK-4K-HDMI (1 TX and 1 RX)
QuickCast Pro 4K HDMI starter kit: QCP-4K-KIT (2 TX, 1 RX, 1 Cradle)

UPC 796435 44 494 5

Optoma.com

Optoma

Copyright © 2020 Optoma Technology, Inc. DLP® and the DLP logo are registered trademarks of Texas Instruments™. All other trademarks are the property of their respective owners. All specifications subject to change at any time. 11032020